







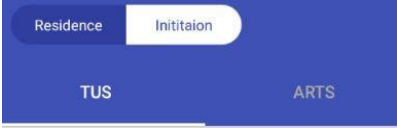




WHAT'S NEW

New features added, and bugs fixed in the 99DOTS Web Dashboard and Mobile App between 21st Aug 2017 till 30th May 2018

Sr. No.	Changes done for public sector roll out	Applicable to Dashboard/Mobile App/Both	99DOTS Web Dashboard UI	99DOTS Mobile App* UI
1.	Add Patient menu is renamed to Add Case .	Both		
2.	You can search for a patient using the Search Case By ID field from the Web Dashboard and Search Case menu form the Mobile App. You can enter the 99DOTS Patient id to search for the patient.	Both		
3.	A new menu Task Lists is available in Web Dashboard and Mobile App. There are two tasks available. The High Attention task lists all the patients that are in high attention under your login and the End Date Passed task lists all the patients who have passed their tentative end date and would require action by either closing the case with outcomes or extending the tentative treatment end date.	Both	 	
4.	Hierarchy and patient lists can be toggled between viewing by Initiation and by Residence.	Both		

5.	You can add Test Results at various treatment stages inside the patient page in Web Dashboard and Mobile App.	Both		
6.	Based on the log in, tables in Current/Past/Calendar view is separated out as per different hierarchy in the Web Dashboard and as tabs in the Mobile App.	Both	N/A	N/A
7.	Training Materials updated in Web Dashboard: <ul style="list-style-type: none"> • New About 99DOTS videos are available in various languages • New 99DOTS Testimonial video is available in multiple regional language subtitles • New training materials available for Leadership team • Updated existing training materials for changes done to the dashboard 	Both	N/A	N/A
8.	Minor bug fixes and changes done in Web Dashboard and Mobile App to improve performance and speed.	Both	N/A	N/A

***If you are unable to see these new features in your mobile app, log out from the app and install the latest update of the app from Google Play Store.**