

Quick Reference Guide - How can the STO leadership team use 99DOTS to monitor District-wise performance

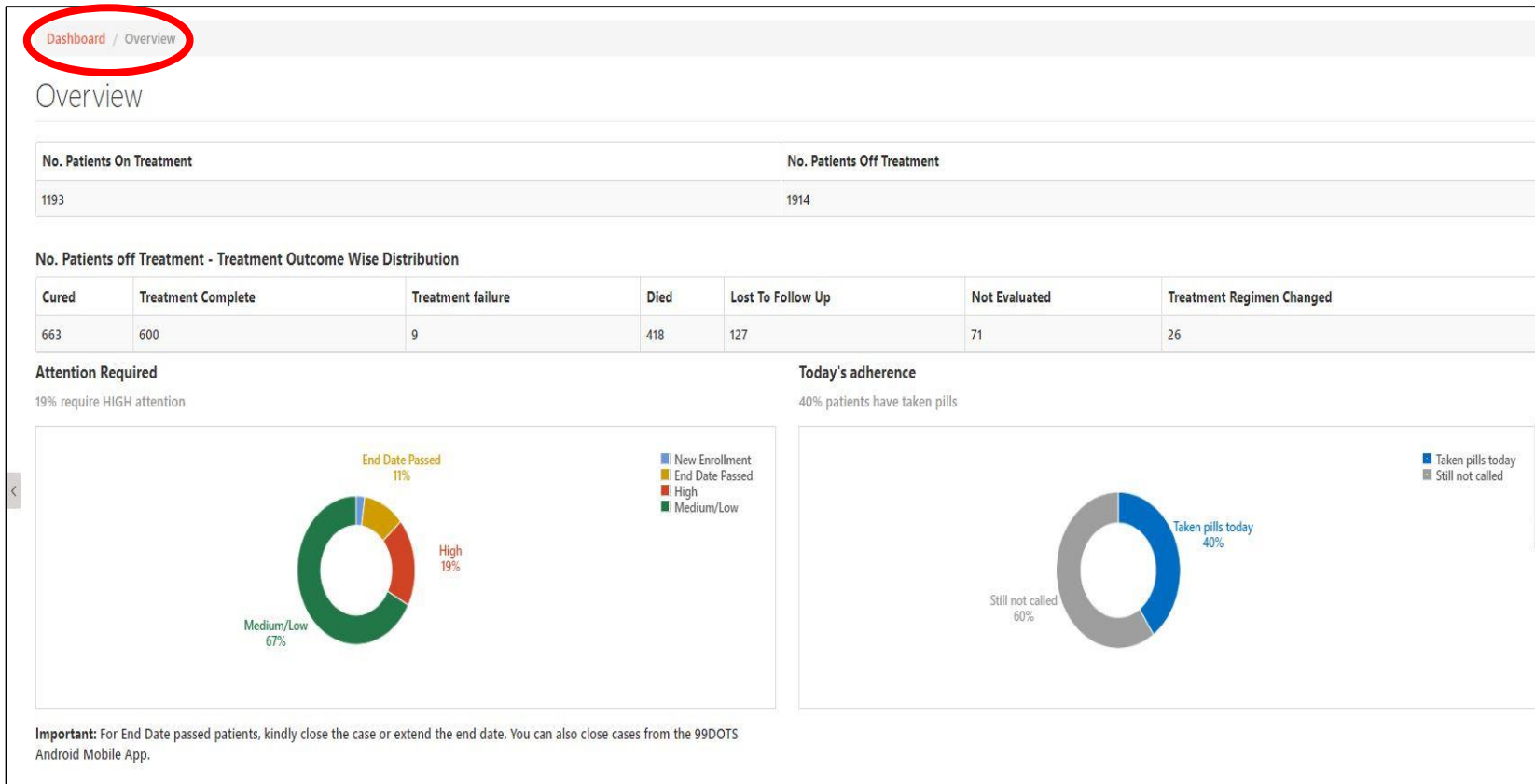
**Intended Audience: STO, State Programme Co-ordinators, WHO
Consultants at the state level**

Table of Contents

How can the STO office:

- see 99DOTS progress of the entire state?
- See 99DOTS progress of the entire state from the mobile app?
- see 99DOTS progress of all districts?
- see 99DOTS adherence calendar of a particular district?
- see 99DOTS performance of a particular district from the mobile app?
- download Summary reports from 99DOTS?
- use 99DOTS regularly to monitor districts?

How can the STO office see 99DOTS progress of the entire state?

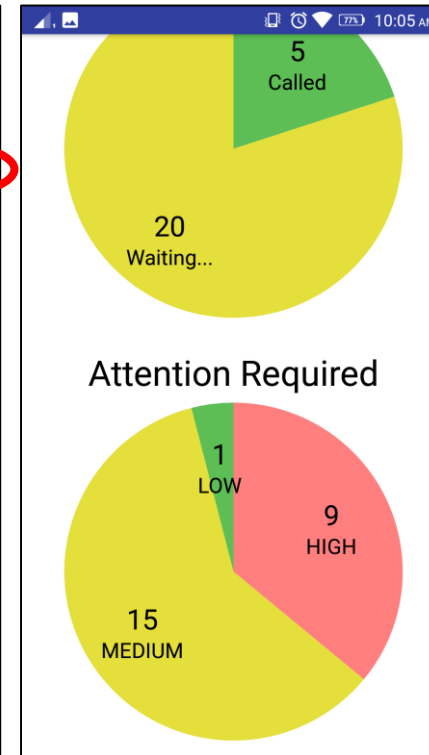
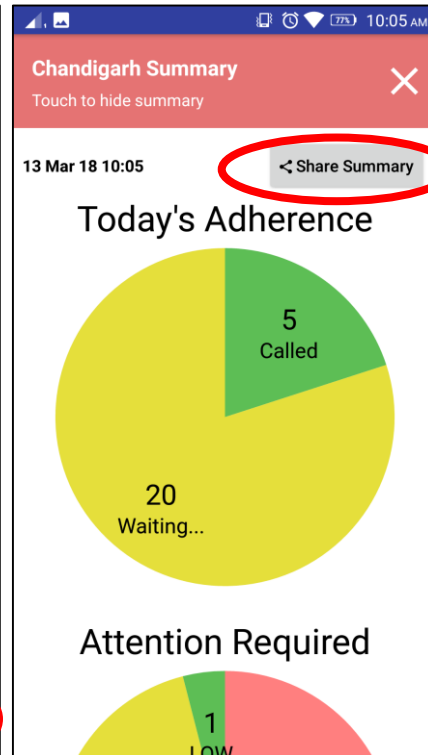

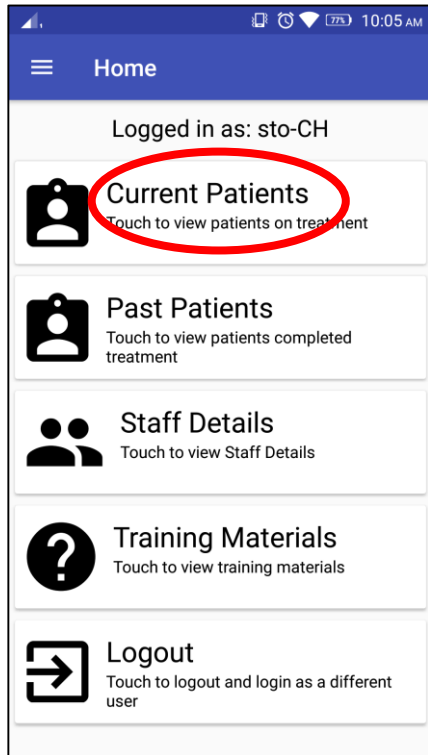


From the Overview page, you can see:

- Enrolment Data
- Treatment Outcome Data
- Graphs representing % of High, Medium, Low, End Date Passed, and New Enrolled patients in the state
- Graph representing % of patient who have made the call to the toll free line Today

Note: Use the state Nikshay credentials to login to 99DOTS

How can the STO office see 99DOTS progress of the entire state from the mobile app?



From the **Current Patients** option, you can tap on the **Summary** option to see **Today's Adherence** and **Attention Required** pie chart of the entire state in real time

You can use the **Share Summary** option to share the charts over Email, WhatsApp, etc.

Note: Use the state Nikshay credentials to login to 99DOTS Android Mobile App

How can the STO office see 99DOTS progress of all districts?

Dashboard / Calendar

Adherence

Telangana

No. of ART patients	No. of RNTCP patients	Total Number of Patients
1092	101	1193

View all ART Centers

Show Columns Search

Name of District	Code	Calls-Only Adherence	Calls+Manual Adherence	No. of ART patients	No. of RNTCP patients	Total Number of Patients
Karimnagar	KMR	89%	89%	40	0	40
Warangal Urban	WRU	81%	90%	48	0	48
Jangaon	JNG	81%	94%	11	0	11
Medak	MDK	81%	92%	21	0	21
Sircilla	SRC	79%	98%	7	0	7
Jagtial	JGY	73%	75%	38	0	38
Khammam	KMM	71%	79%	71	0	71
Jayashankar	JSK	70%	84%	20	0	20
Yadadri	YDR	69%	91%	22	0	22
Bhadrachalam	BCL	69%	93%	33	0	33
Siddipet	SDP	66%	80%	11	0	11
Nalgonda	NGD	65%	85%	73	0	73

From the **Calendar/Current Patients** page, you can see:

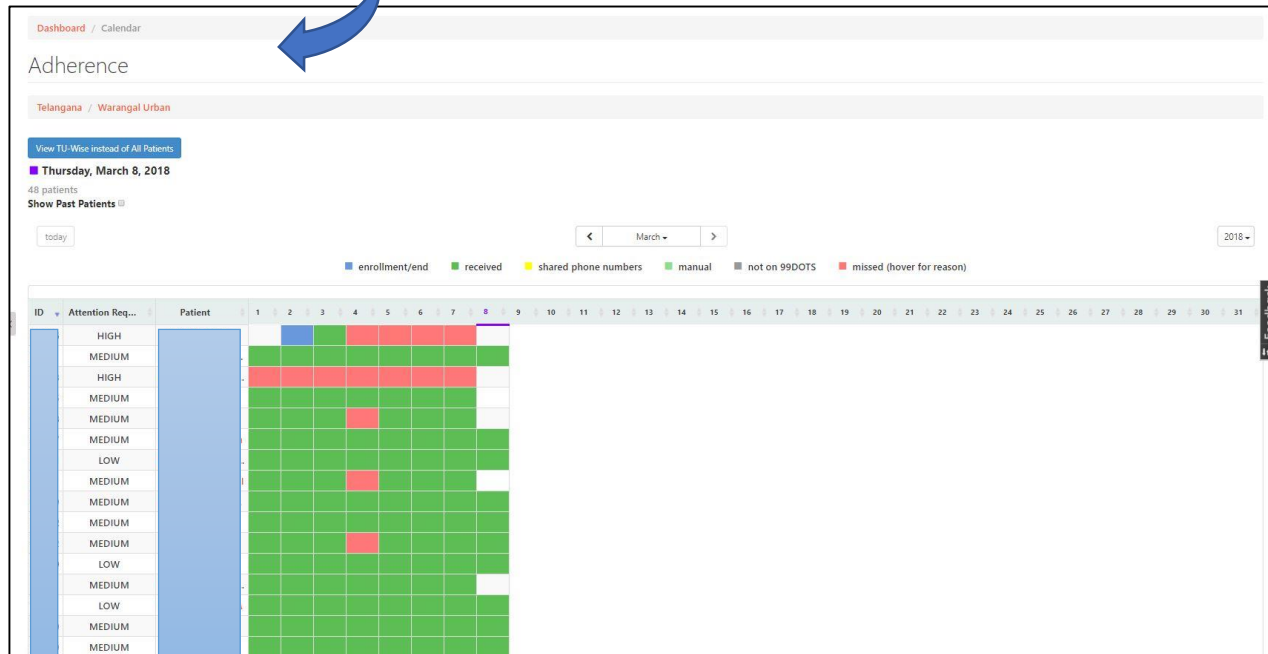

- Enrolment data of all districts
- 99DOTS Reported adherence data in %

You can sort any column in ascending or descending order

Note: You can click on the district name to see information pertaining to that district.

Note: Use the state Nikshay credentials to login to 99DOTS

How can the STO office see 99DOTS adherence calendar of a particular district?

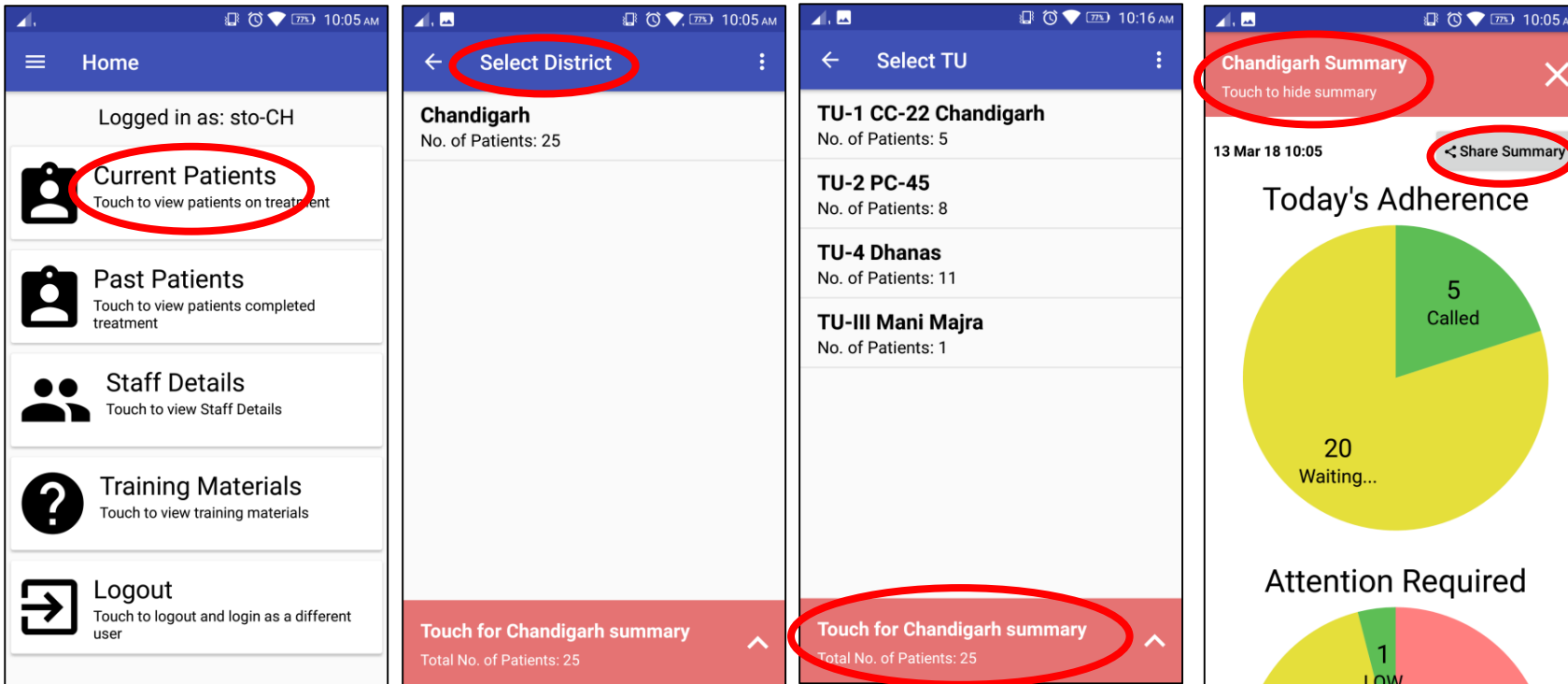


From the Calendar menu, select the district name and then click **View all Patients**. You will see the adherence calendar of the entire district

You can sort any column in ascending or descending order.

Note: Use the state Nikshay credentials to login to 99DOTS

How can the STO office see 99DOTS performance of a particular district from the mobile app?



From the **Current Patients** option, you can **select the district**, and then tap on the **Summary** option to see **Today's Adherence** and **Attention Required** pie chart of the entire state in real time

You can use the **Share Summary** option to share the pie chart over Email, WhatsApp, etc.

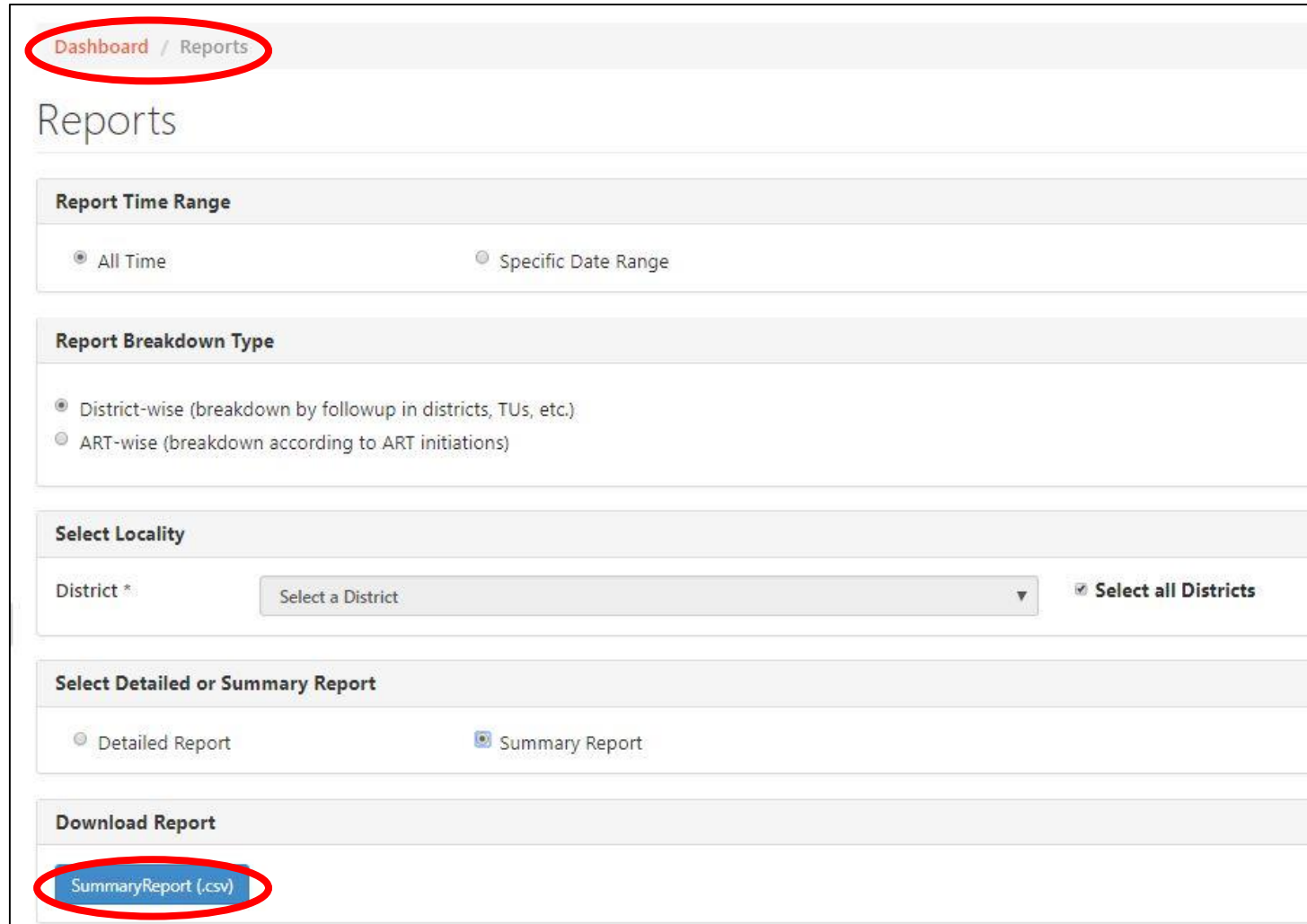
Note: You can drill down up to TU level to view respective charts and then share it over Email, WhatsApp, etc.

Note: Use the state Nikshay credentials to login to 99DOTS Android Mobile App

How can the STO office download Summary reports from 99DOTS?

From the Reports menu, you can download District-wise or ART-wise summary report

Select the fields as shown in the image and then click the Summary Report button



The screenshot shows the 'Reports' section of the 99DOTS interface. The breadcrumb 'Dashboard / Reports' is circled in red. The 'Report Time Range' section has 'All Time' selected. The 'Report Breakdown Type' section has 'District-wise (breakdown by followup in districts, TUs, etc.)' selected. The 'Select Locality' section has a dropdown menu set to 'Select a District' and the 'Select all Districts' checkbox checked. The 'Select Detailed or Summary Report' section has 'Summary Report' selected. The 'Download Report' section has the 'SummaryReport (.csv)' button circled in red.

Note: Use the state Nikshay credentials to login to 99DOTS

How can the STO office download Summary reports from 99DOTS?

No. of Patients on treatment	No. of Patients off treatment	% of High Attention Patients	% of Medium Attention Patients	% of Low Attention Patients	Average adherence calls only (in %)	Average adherence including manual (in %)	% of Patients linked to TU	% patients with adherence (calls only) 0-25%	% patients with adherence (calls only) 25-50%	% patients with adherence (calls only) 50-75%	% patients with adherence (calls only) 75-100%	% patients with adherence (calls and manual) 0-25%	% patients with adherence (calls and manual) 25-50%	% patients with adherence (calls and manual) 50-75%	% patients with adherence (calls and manual) 75-100%
------------------------------	-------------------------------	------------------------------	--------------------------------	-----------------------------	-------------------------------------	---	----------------------------	--	---	---	--	--	---	---	--

- The summary report can be opened in an excel sheet.
- You can view various enrolment, and adherence data for each district.
- You can use this data to monitor the performance of districts on various metrics.

Note: Use the state Nikshay credentials to login to 99DOTS

How can the STO office use 99DOTS regularly to monitor districts?

Step 1

- Every 2 weeks download the Summary Report to get district wise 99DOTS reported adherence data. You can also get 99DOTS reported adherence data from the calendar/current patient list.

Step 2

- Sort/Filter the data to identify districts that have low 99DOTS reported adherence data.

Step 3

- Regular follow up with the district staff during review meetings.

Step 4

- Use the 99DOTS Mobile App to share analytics pie charts to DTOs over Email, WhatsApp, etc.

Note: Use the state Nikshay credentials to login to 99DOTS